

# SL-T1615IRGRC020-L60

## DATA SHEET

SPEC. NO. : SZ22110501  
DATE : 2022/11/05  
REV. : A/0


Approved By:

Checked By:

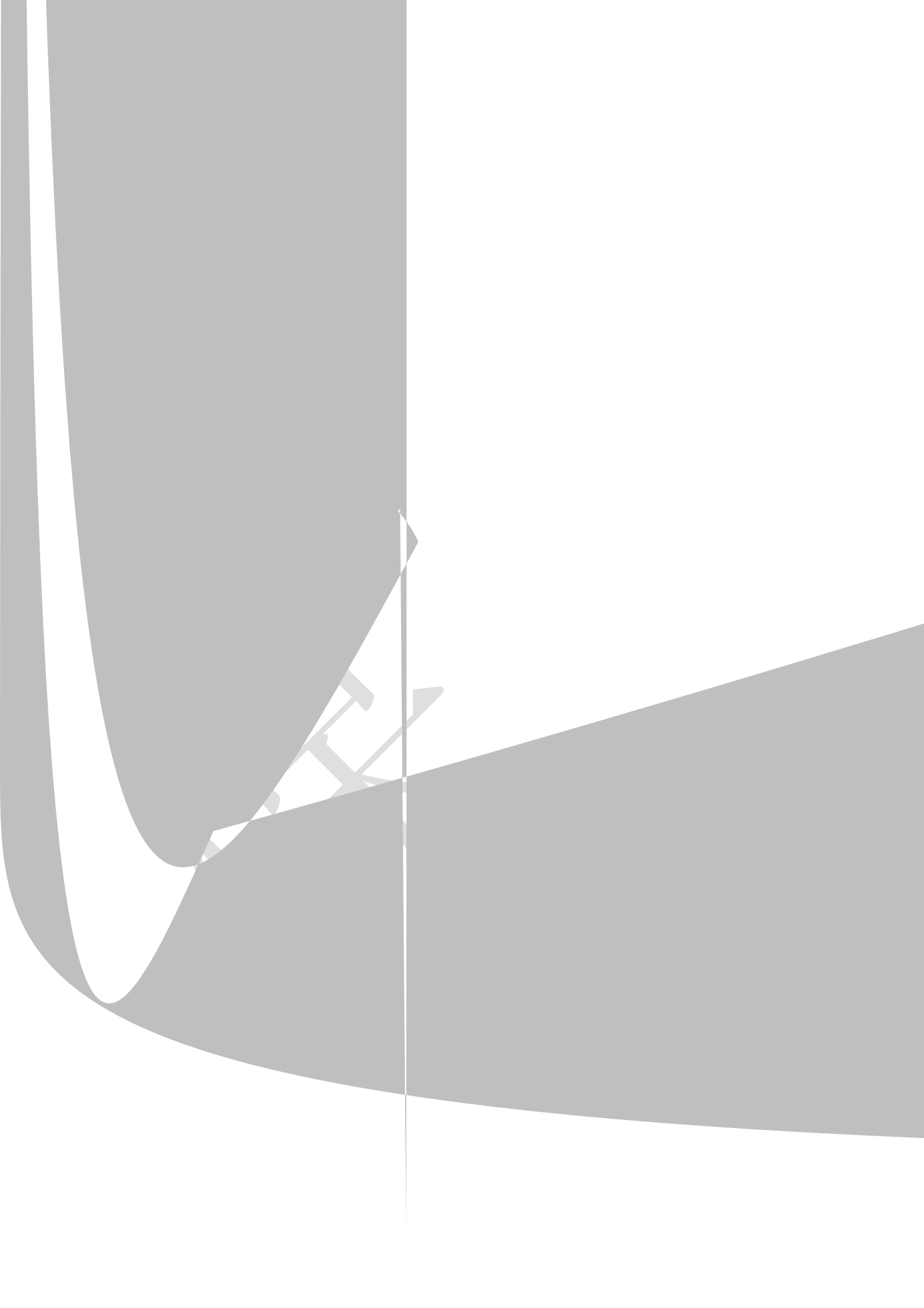
Prepared By:

L

LIGHT ELECTRONICS CO., LTD.



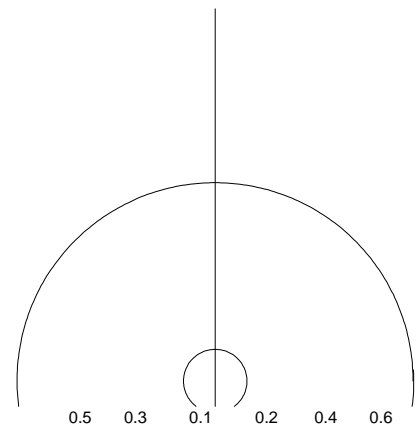
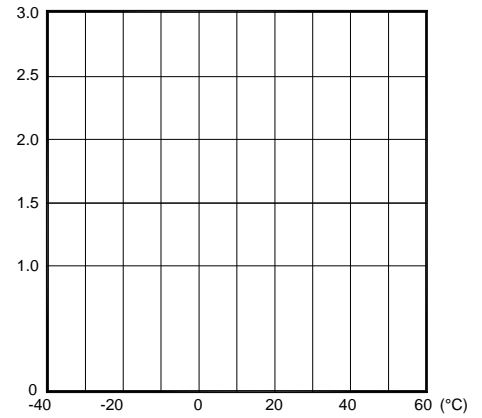
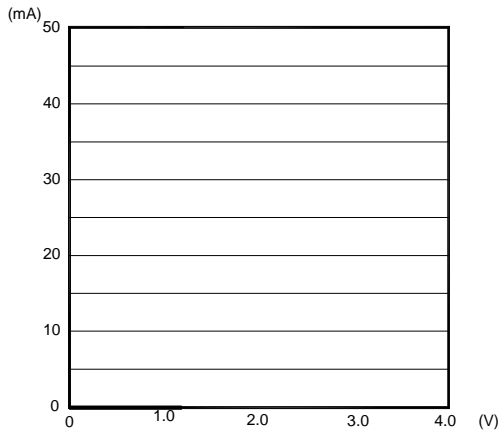
<b>Part No.</b>	<b>SL-T1615IRGRC020-L60</b>	<b>Page</b>	<b>3 of 10</b>
-----------------	-----------------------------	-------------	----------------







## Typical Electrical / Optical Characteristics Curves for Red (25°C Ambient Temperature Unless Otherwise Noted)



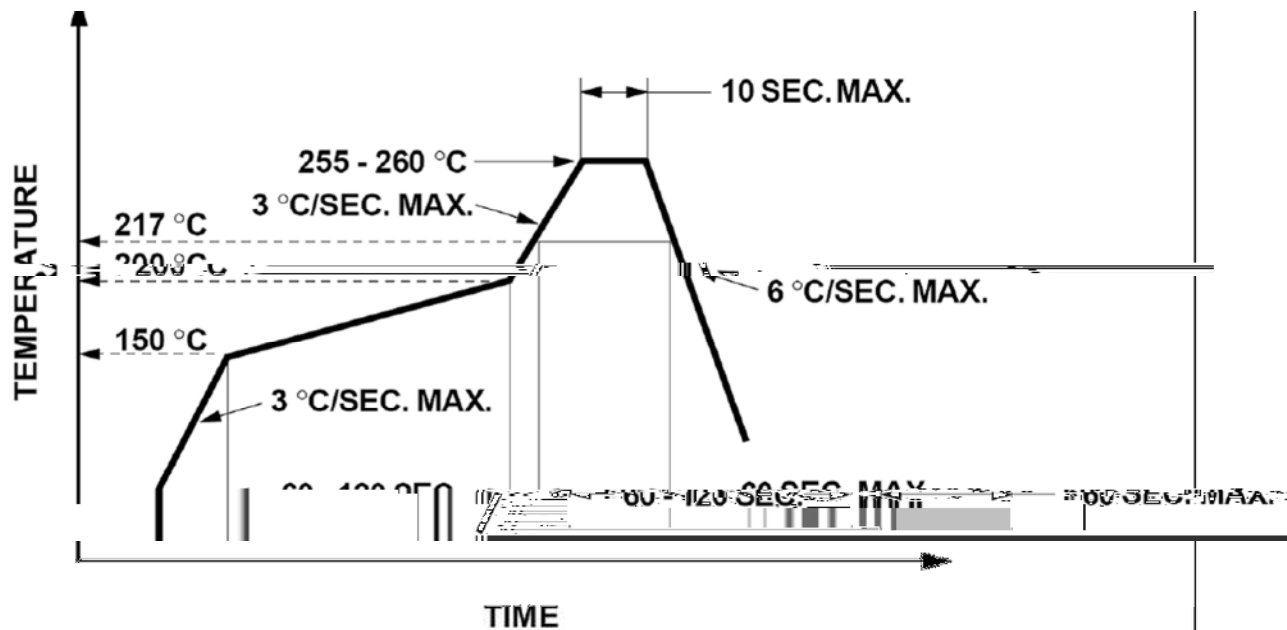




## Carrier Tape Specifications

## Moisture Resistant Packaging

## Suggest IR Reflow Condition For Lead Free



1. Reflow soldering should not be done more than two times.
2. When soldering, do not put stress on the LEDs during heating.

## Soldering iron

1. When hand soldering, the temperature of the iron must less than 300 °C for 3 seconds.
2. The hand solder should be done only once.

## Repairing

Repair should not be done after the LEDs have been soldered. When repairing is unavoidable, a double-head soldering iron should be used (as below figure). It should be confirmed beforehand whether the characteristics of LEDs will or will not be damaged by repairing.

