

SL-T1516RGBA-L160

SPEC. NO. : SZ21091201
DATE : 2021/09/12
REV. : A/0

Approved By:

Checked By:

Prepared By:

| | | | |
|---|--|--|--|
| | | | |
| | | | |
| <p>7VRe cVd</p> <p>X X e X eVT X</p> <p>110° GV X2 XV+ 5VXcW</p> <p>= a VcT d ae</p> <p>3 de cV V Vd+ V V 3</p> <p>VRU WVV</p> <p>C D WeC D 4VceWRe</p> <p>2 c U Sc d SRT</p> <p>8 U cVS U X</p> <p>: d cT X WVe d cWTV ReeV</p> <p>2aa TRe d</p> <p>P2.5-P3.2 eU c: U cW T cdTcW A & A</p> | | | |

E d d eVdeURWcRddV S X e V ac U Ted R A43 R U d Re X e V V V T ec TR aRe d S d T V

1. mm ± 0.05mm.

E V ed e V Xc

LIGHT

LIGHT



• • •

CV RS e EVde4 Ue d

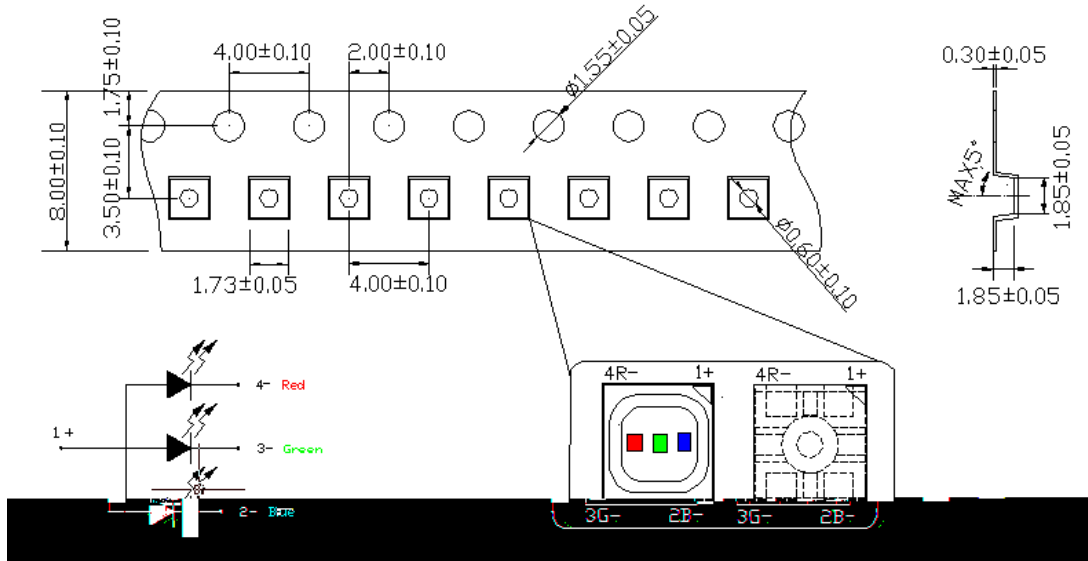
| No. | :eV d | CWcV TV | EVde4 Ue | EVde cd 4 TVd | B R ee | 4ceVc |
|-----|---------------------|---------------------------|--------------------------|------------------|--------|-------|
| 1 | D UVc X | GB/T 4937, 11, 2. 2&2. 3 | Tsol * 245 0-5 | 10 sec | 22 pcs | 0/22 |
| 2 | E Vc R D T | MIL-STD-202G | 130 -40 30mi n 30mi n | 250Cycl es | 22 pcs | 0/22 |
| 3 | aVcRe =W | JESD22-A108D | Ta = 25 If = 20mA | 1000Hrs | 22 pcs | 0/22 |
| 4 | X EV aDe dRXV | JEI TA ED-4701 200 201 | Temp: 100 | 1000Hrs | 22 pcs | 0/22 |
| 5 | = EV aDe dRXV | JEI TA ED-4701 200 202 | Temp: -40 | 1000Hrs | 22 pcs | 0/22 |
| 6 | X EV aVcRe cV Ue | JEI TA ED-4701 100 103 | Temp: 85 RH: 85% | 1000Hrs | 22 pcs | 0/22 |

* 1 Tsol Temp
Ed WccW d UVc Xe W UeV aVcRe cV, EV aWcV aVc V eR eV aVcRe cV

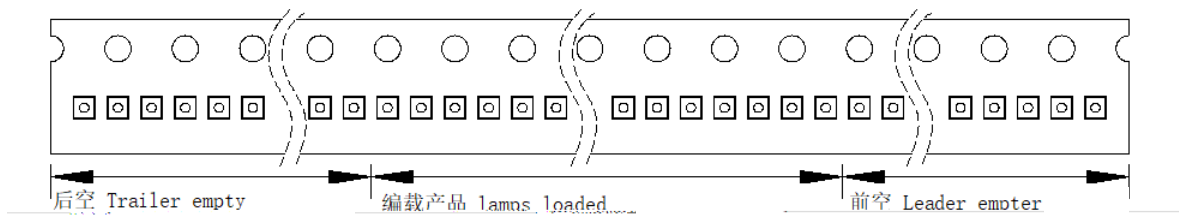
E VcV RS e W cV TceVc

| :eV d | D S | EVdeT Ue | TR cV 4ceVcR |
|-----------------|-----|----------|---|
| 7 c RdJG dRXV | | = R 15mA | E V eR R Va d c d ± 10% |
| | | = G 8mA | |
| | | = B 5mA | |
| CV VcdV 4 ccV e | | | 0.1 A |
| | | | 0.5 A |
| = d: eV de | | = R 15mA | 2 VdRXV:LEDV ReeV Re c Vdd R d XV:LEDV ReeV Re & c Vdd |
| | | = G 8mA | |
| | | = B 5mA | |
| D UVc X | | | ReVcR e e eVc R TdRT d ReVcR SVe W decaVU UVRUVU X e |

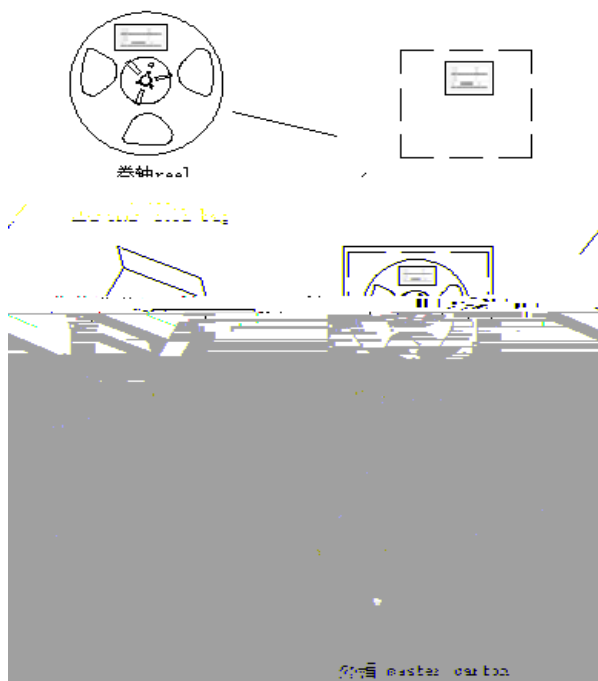
(1) 4Rcc VcERaV DaVT WRe d



(2) 5 VeR d W4Rcc VcERaV



(3) ART RXV Ve U



标签格式 Label Mode

| | | |
|-----------------------------|-------|--------------|
| LIGHT | | |
| Light Electronics CO., LTD. | | |
| TYPE NO.: | _____ | : ON 101 |
| QUANTITY: | _____ | |
| BIN: | _____ | |
| DATE CODE: | _____ | |
| REMARKS: | _____ | |

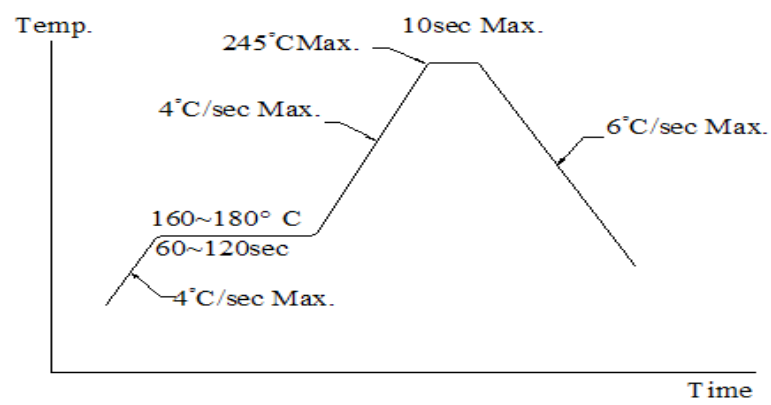
Details Of Package

- 12kpcs
- Each reel 12Kpcs
- 2 24kpcs
- 2 reel for each bag (24kpcs)
- 16 192kpcs
- 16 reels for inner carton 192kpcs
- 32 384kpcs
- 32 reels for per inner carton to one master carton (384Kpcs)

1 E V dV Wc R U d UVc X
 25W 315
 3 10s
 SMD
 2 d UVc X c c VRe8 WVdde R &H d cVT V UVUe SV dU R U d UVc X W
 UV de ac U Ted AVRdV Wa e VeV aVcRe cV UVc & V d UVc X 6RT eVc R We V
 =65 de X Wc Vdd dVT UR U Wc Ve V :We VR U Wc de e V dVTd T X d VTvd
 dRc R U e V T e V d UVc X VR U dVT U e V decVa RTVR V D 5 =65
 SMD LED
 5 eT eRTee VcVd WD 5 =65 e e Ve a Wd UVc X c
 VT R TR decVdd d U SV V VceW e VcVd WD 5 =65 U c X d UVc X
 40

A de c RWc d UVc X d U SVU V V e VaRT RXV Rd SW T WU e SV % 4
 c Vdd E d de acV V ee VD 5 =65 VR cVdU Ve e Vc R VT R TR decVdd U c X U X
 LED

3V TRcW SVTR dVe VUR RXV We Vac U Te d W de RceW Ree Ve V We V R U d UVc X
 2 / E VE V aVcRe cV Ac WWcD 5 & d d SV



1 LED SMD
 UWRe d ecVT V UVU D 5 =65 RWc d UVc X :WTR eSVR UVU e deSV
 acV b R WUe R UUR RX XD 5 =65, AVRdVT ec e V d UVc Xe V cWce **Manual**
soldering by soldering iron
 2 CW d UVc X d U eSVU V cVe R Ve V H V d X VRU WcW d UVc X
 eV aVcRe cVe %&
 3 5 ea eR a dTR decVdd V VRe X
 4 5 eU R e XSWcVe Vac U TeT XU e R SV eeV aVcRe cV

3 4 VR X

30 3 50 30
LED LED

:e d cVT V UVUe ReRT SV dVURdRd V eWcTVR XRVcd UVc X 4 VR X de X
UVc % Wc eVd c& % Wc dVT Ud H V d X e Vcd V ed ed U SVT Wc VU
SWWcV R U Ve Vce Vd V ed Udd Ve VaRT RXVR U 6a cVd c e
3Rd TR d X ecRd TTVR X d ecVT V UVU :W de dVe V ea e dReV W ecR
d UR Ue Va de We VTcT eS RdJaRTVURd RU UWWcV eWWTed e V =65 a VRdVT
Wc V TVae SWWcV dV
PCB PCB

This general guideline may not apply to all PCB designs and configurations of all soldering equipment. The technique in practice is influenced by many factors, it should be specialized base on the PCB designs and configurations of the soldering equipment.

1 LED De dRXV



1.

E d ac U Te dV dVR U de cV ac WR e deReT SRXd R U e UVdTTR e E V R de dRXV aVc U SV
WcV aV X e VaRT RXV d e H V e V de dRXV e V Rd cVRT VU e SR X ecVRe V e
d U SV aVcWc VU

2.

3WWcV aV X e V aRT RXV e V ac U Te de SV de cVU Re eV aVcRe cV Vdd e R R U Ue
Vdd e R

2WcV aV X e V aRT RXV Ac U Ted d U SV de cVU e V V 65 ± 5 , e V =65d d U SV dVU
e % cd e Vc dV ed U SV de cVU de cV D XXVde e V ac U Ted d U SV de cVU Re
eV aVcRe cV Vdd e R R U Ue Vdd e R D XXVde e V ac U Ted d U SV dVU e
e W e VUREV WaRT RX X

4.

:We V =65d SV Vae Vc % cd SR X d cVb cVU SWWcV e X 3R XT Ue Rd SV + &
& Wc % cd aV e VaRT RXV e R % cd a VRdV V eV U SR X e V aV e VaRT RXV
e R cd a VRdVU e dVR U cVe c e cT aR

5.

3WWcV dV a VRdV R V d cVe Re We V aRT X Sc V W R Ve c SRXd a VRdV U e dVR U
cVe c e cT aR

6.

2 3 65 ± 5 48

OK

3

3WWcV dV a VRdV T Wc Ve Vce V V V V e e V de dRXV e V WSVe W W e e d R U e cV
e d a VRdV UV U WRe Wde SWWcV dV 3R XT Ue Rd SV + & & Wc %
cd d R SReT ecR e e V TVae SReT dVRXR U e dVe V V V Ve cVe R e cV
e d R U cVe c e cT aR

LIGHT

6 Others

1.

LED

5 cVTe e e V R U eR Vac U Ted e R a eVe V V TRad Re X cVd d dRTV R
 Rd SVU Ve RTe cd T Rd VVTeC deReT VRUde ,R T R XV ac U TeaVdWc R TV F U V
 acVdd cV R Rd U cVTe RWTee V dVR WUe SVT cVR UX U cV d a VRdVU ea ee
 T acVdd cV Wcac U Ted VdaVTR V e Vac U Te d X eV aVcRe cVT Ue d T
 Rd e V cVW d UVc X ac TVdd =65 aRce Va cVd V TRad Re db eVWRX V U e dV
 RdJR Ud Rca SVTed aVV TRad Re cVd aRce H V e dVe W VcdT ad URd SV
 TRcW

=65

A VRdV dV Vdde R eV aVcTV e We V deR URdJ T ccV ee Uc Ve V =65 ac U Ted dJvc
 e V d cV ed deRS e

=65

=65 dJ c dV a VRdV SVd cVe RUVb ReV ReVcac W de cV ac WR UdRe c ac eVT
 e

4.

LED

=65 e Vac TVdd WdVR edR da ce cde dRXV T eR VceV Ue V aVcV TVe V TR Ue
 T ReV RcXVeV aVcRe cVU WcV TV SVe W UR R U X eTR XV DVR XU c Xe VUR
 e V X eV aVcRe cVRc W de cV RUV Rc dUve VT eR Vc U Ve e VeV aVcRe cVRe
 X ee cVJ TV de cVe d aVcdRe cRe RT eR Vc W ReVc Ra c T UV dV e R
 eVcUc a Ved e VT eR Vc dR a V V e d U Wb U ReVc e VT eR Vce V
 X Ud e V TRS Ve cdVc d aRTe e V eVcaRT X We VX Ud E VcWcV Se dUV
 R U edUve V =65 e Rce VedR da ce aRT RX X de dVUc ReVcR R UR TT dJ Xe
 e V dR XV WeV aVcRe cV T R XVR Ue V V Xe We V RXVe aRTVe VcX eR e W
 UVd TTR ee RSd cSe V de cV

5.

LED

Ac U Ted Wc dJ c =65 U da R RcV V TRad ReU ReVcac Wac eVTe X V



(=65
=65

E V =65 U V U da R dVRU TV

) & %9

&

Á õ 6 0 c -6.07999 TD[()]TJ 5.78f 0 Tc 17.16 0 TD[(Á õ á ;&é ÞL"\$)88# A