

LG-05IR4T94C-557F -T DATA SHEET

SPEC. NO. : SZ21122401
DATE : 2021/12/24
REV. : A/0

Approved By:

Checked By:



Absolute Maximum Ratings at Ta=25°C

| Parameter | MAX. | Unit |
|----------------------------|-------------------|------|
| Power Dissipation | 175 | mW |
| Continuous Forward Current | 100 | mA |
| Peak Forward Current*3 | 1.0 | A |
| Reverse Voltage | 5 | V |
| Operating Temperature | -40 to + 85 | |
| Storage Temperature | -45 to + 100 | |
| Wave Soldering Condition | 260 for 5 Seconds | |

1. Storage

The storage ambient for the LEDs should not exceed 30 °C temperature or 70% relative humidity.

It is recommended that LEDs out of their original packaging are used within three months.

It is recommended that LED be used in 168hrs after opening the package, If extended, use 70 5 before baking more than 12hrs.

For extended storage out of their original packaging, it is recommended that the LEDs be stored in a sealed container with appropriate desiccant or in desiccators with nitrogen ambient.

2. Precautions in handling:

- When soldering, leave 2mm of minimum clearance from the resin to the soldering point.
- Dipping the resin to solder must be avoided.
- Correcting the soldered position after soldering must be avoided.
- In soldering, do not apply any stress to the lead frame particularly when heated.
- When forming a lead, make sure not to apply any stress inside the resin.
- Lead forming must be done before soldering.
- It is necessary to cut the lead frame at normal temperature.

3. Peak Forward Current:

Condition for is IFP pulse : Pulse Width 1%.


4. Caution in ESD:

Static Electricity and surge damages the LED. It is recommend to use a wrist band or anti-electrostatic glove when handling the LED. All devices, equipment and machinery must be properly grounded.

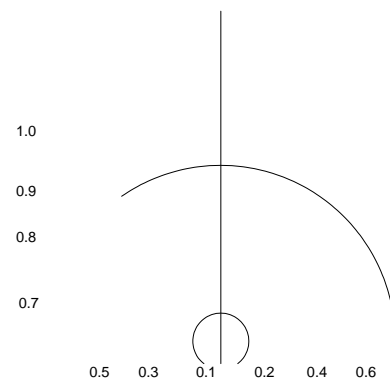
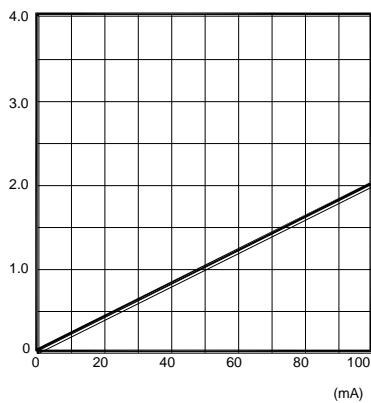
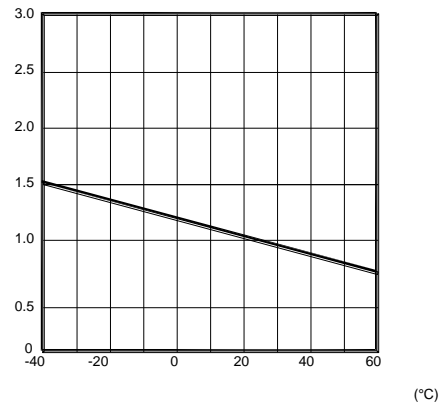
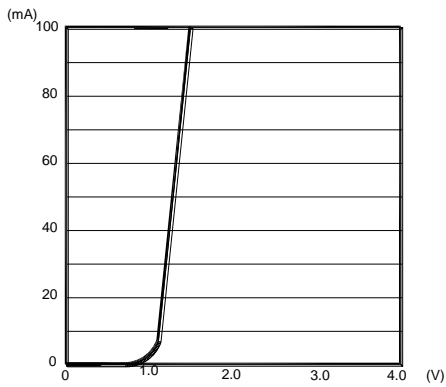
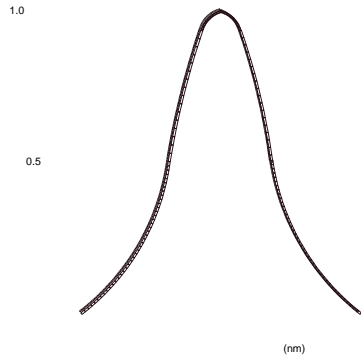
Electrical Optical Characteristics at Ta=25°C

| Parameter | Symbol | Min. | Typ. | Max. | Unit | Test Condition |
|-------------------|----------------|------|------|------|-------|---------------------------------|
| Radiant Intensity | I _e | 185 | 240 | 312 | mW/sr | I _F =50mA (Note 1,3) |
| Viewing Angle | | | | | | |


1/2



**Typical Electrical / Optical Characteristics Curves
(25°C Ambient Temperature Unless Otherwise Noted)**



LIGH



| | | | |
|-----------------|-----------------------------|-------------|---------------|
| Part No. | LG-05IR4T94C-557F -T | Page | 7 of 9 |
|-----------------|-----------------------------|-------------|---------------|

PACKAGE

All dimensions are in millimeters. Tolerance is $\pm 0.20\text{mm}$ unless otherwise noted.

Label

| Packaging Unit | Quantity |
|------------------------|----------|
| Inner Cardboard Box | 2 |