

## Features

- ◆ Pb free product    RoHS compliant
- ◆ Low power consumption, High efficiency
- ◆ General purpose leads
- ◆ Reliable and rugged
- ◆ Long life



## Electrical Optical Characteristics at Ta=25°C

Parameter	Symbol	Min.	Typ.	Max.	Unit	Test Condition
Radiant Intensity	I <sub>e</sub>	10.5	14.0	18.5	mW/sr	I <sub>F</sub> =50mA (Note 1,3)

Viewing Angle

## Infrared Emitting Diode Specification

●Commodity: Infrared emitting diode

●Intensity Bin Limits (At 50mA)

<b>BIN CODE</b>	<b>Min.(mW/sr)</b>	<b>Max.(mW/sr)</b>
27	10.5	14.0
28	14.0	18.5

**Typical Electrical / Optical Characteristics Curves**  
(25

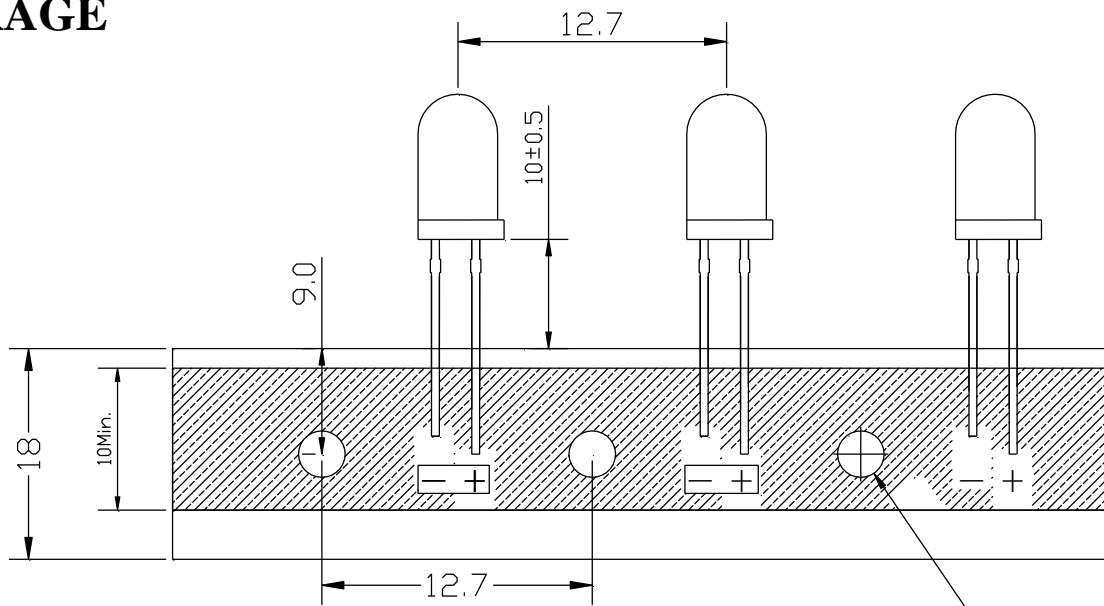


## LEAD FORMING PROCEDURES

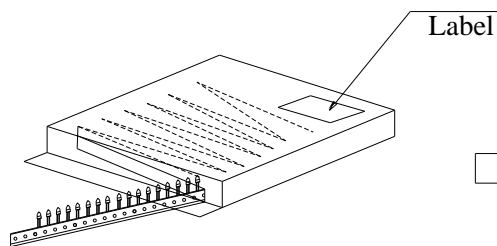
1. Maintain a minimum of 2mm clearance between the base of the LED lens and the first lead bend (Fig.5 and Fig.6).
2. Lead forming or bending must be performed before soldering, never during or after soldering.
3. Do not stress the LED lens during lead-forming in order to fractures in the lens epoxy and damage the internal structures.
4. During lead forming, use tools or jigs to hold the leads securely so that the bending force will not be transmitted to the LED lens and its internal structures. Do not perform lead



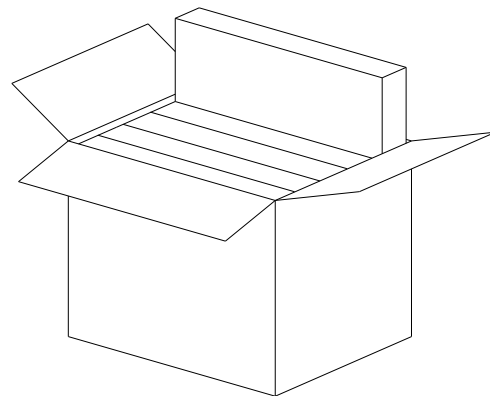
## PACKAGE



All dimensions are in millimeters. Tolerance is  $\pm 0.20\text{mm}$  unless otherwise noted.




Inner Cardboard Box



Outer Cardboard Box

标签 Label

Packaging Unit	Quantity
Inner Cardboard Box	2000 / 2000 pcs/box
Outer Cardboard Box	20 / 20 boxes/box



## Others

The appearance and specifications of the product may be modified for improvement, without prior notice.