

## SL-T2835UVAC120-L70 DATA SHEET

SPEC. NO. : SZ19112002  
DATE : 2019/11/20  
REV. : A/0

Approved By:

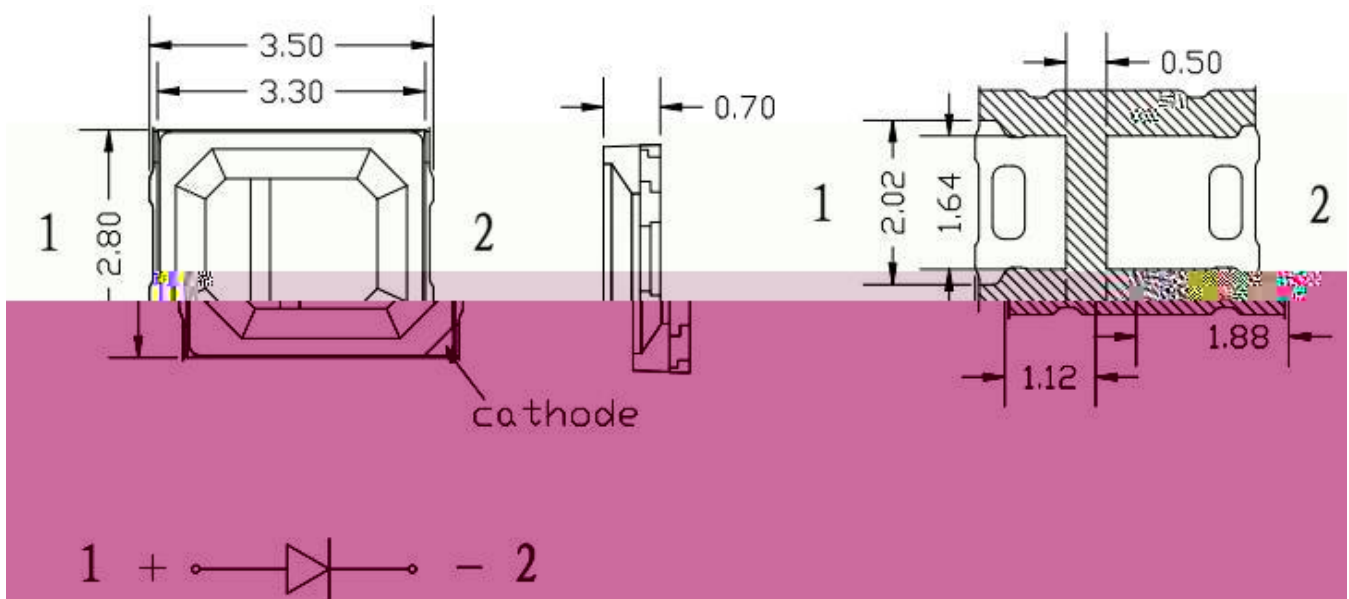
Checked By:

Prepared By:

## Features

- ◆ Pb free product    RoHS compliant
- ◆ Low power consumption, High efficiency
- ◆ Reliable and rugged
- ◆ Long life    solid state reliability
- ◆ Radiant angle: 120 °
- ◆ Peak Wavelength: 395nm

## Package Dimension



| Part NO.            | Chip Material | Lens Color  |
|---------------------|---------------|-------------|
| SL-T2835UVAC120-L70 | GaN           | Water Clear |

### Notes:

1. All dimensions are in millimeters.
2. Tolerance is  $\pm 0.10$ mm unless otherwise noted
3. Specifications are subject to change without notice.

## Absolute Maximum Ratings at Ta=25

| Parameter                                   | MAX.                    | Unit |
|---|-------------------------|------|
| Power Dissipation                           | 480                     | mW   |
| Continuous Forward Current                  | 120                     | mA   |
| Peak Forward Current <sup>*2</sup>          | 150                     | mA   |
| Reverse Voltage                             | 5                       | V    |
| Electrostatic Discharge (HBM) <sup>*3</sup> | 2000                    | V    |
| Moisture Sensitivity Level <sup>*1</sup>    | 5a                      |      |
| Operating Temperature                       | -40 to + 85             |      |
| Storage Temperature                         | -40 to + 100            |      |
| IR Reflow Temperature                       | 260 for 10 Seconds MAX. |      |

### 1. Storage

- (1). Storage requirements before vacuum bag opened: Temperature<30 , Humidity<65%RH;
- (2). Check air leakage and vacuum bag damage before opened. If there is any issue found, check the humidity indicator card immediately after bag opened:
  - a. components can be used without additional handling;
  - b. If color changes on both 10% and 20% circles but not the circles of 30% and above, components must be dehumidified according to the conditions of bullet (5);
  - c. If color changes on 10%, 20%, and 30% circle or above, the product should be returned to the supplier for high temperature dehumidification;
- (3). After bag opened, manual soldering or reflow process must follow the following requirements:
  - a. Complete soldering / reflow within 24 hours;
  - b. Requirements of working environment: Temperature<30 , Humidity<60%RH;
- (4). If the working condition is outside (3)a or (3)b requirement, the components must be dehumidified according to the conditions of bullet (5);
- (5). Low temperature dehumidification: temperature 60±5 , at least 24 hours;
- (6). dehumidified according to the condition of bullet (5). If customer is unable to dehumidify, return components to LIGHT for dehumidification.

### 2. Peak Forward Current:

Condition for is IFP pulse: duty 0%.

### 3. Caution in ESD:



Static Electricity and surge damages the LED. It is recommend to use a wrist band or anti-electrostatic glove when handling the LED. All devices, equipment and machinery must be properly grounded.







## Label Explanation

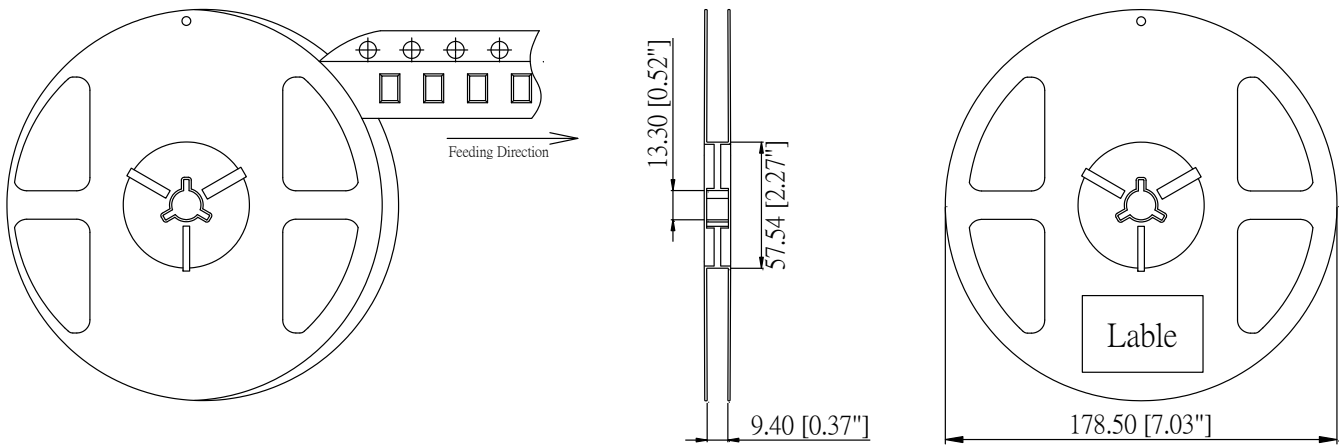
LIGHT Universal Label

|                             |   |   |
|-----------------------------|---|---|
| <b>LIGHT</b>                |   |  |
| Light Electronics CO., LTD. |   |   |
| MODEL NAME: _____           |  | LOT NO. : _____   |
| QUANTITY: _____             |   |   |
| BIN: _____                  |   |   |
| PACKING DATE: _____         |   |   |
| REMARKS: _____              |   |   |

Customer Defined Label

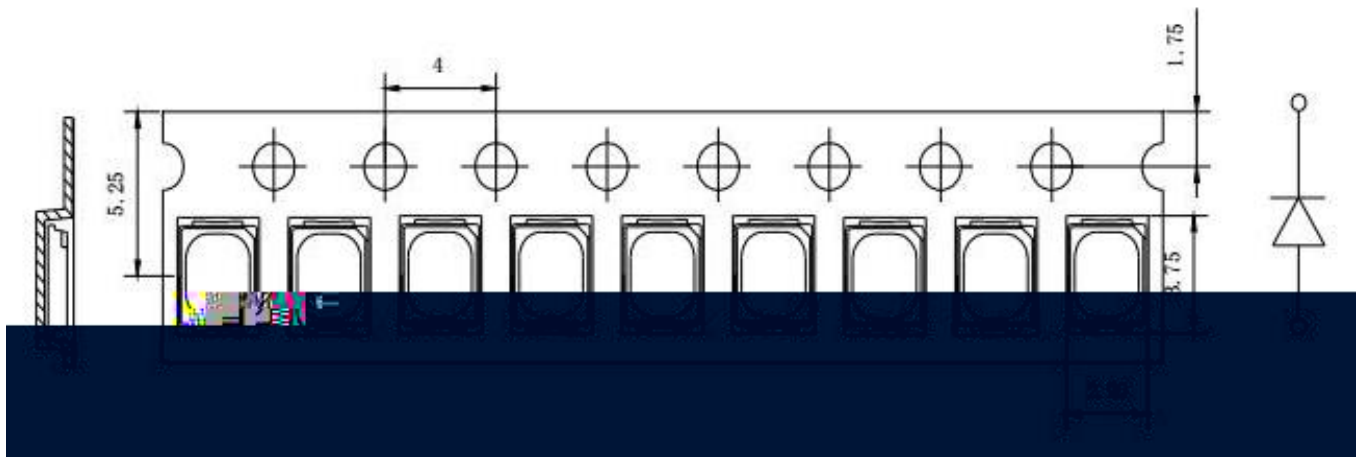
|                             |   |   |
|-----------------------------|---|---|
| <b>LIGHT</b>                |   |  |
| Light Electronics CO., LTD. |   |   |
| MODEL NAME: _____           |  | LOT NO. : _____   |
| QUANTITY: _____             |   |   |
| BIN: _____                  |   |   |
| PACKING DATE: _____         |   |   |
| CUSTOMER P/N: _____         |   |   |

## Reel Dimensions



**Note:** Tolerance unless mentioned is  $\pm 0.2\text{mm}$ ; Unit = mm

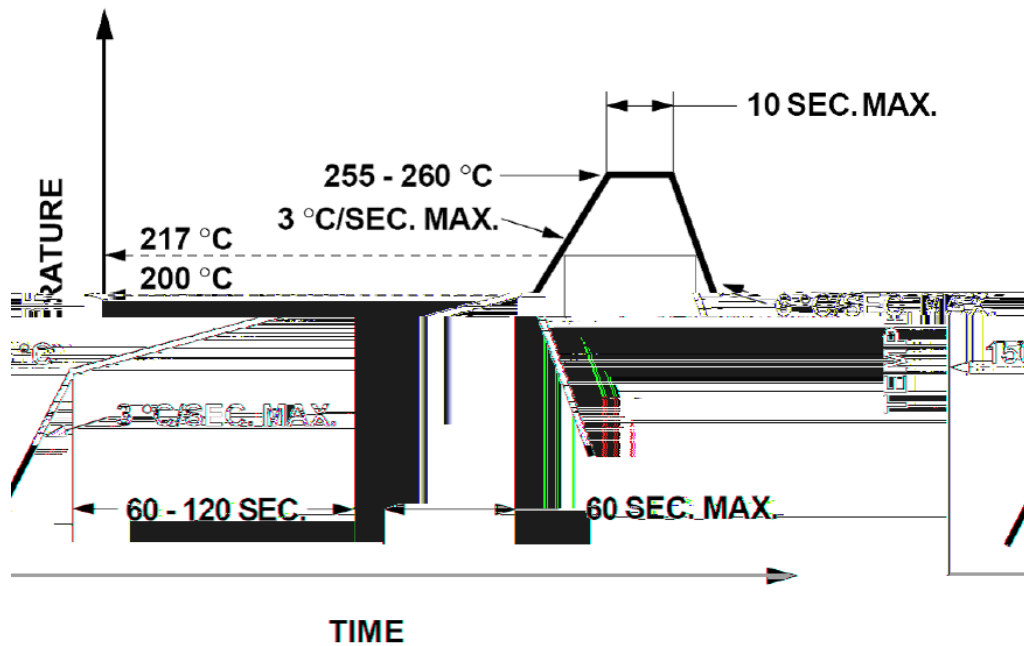
## Carrier Tape Specifications



**Note:** Tolerance unless mentioned is  $\pm 0.1$  mm; Unit = mm

## Moisture Resistant Packaging

## Suggest IR Reflow Condition For Lead Free



1. Reflow soldering should not be done more than two times.
2. When soldering, do not put stress on the LEDs during heating.

## Soldering iron

1. When hand soldering, the temperature of the iron must less than 300 for 3 seconds.
2. The hand solder should be done only once.

## Repairing

Repair should not be done after the LEDs have been soldered. When repairing is unavoidable, a double-head soldering iron should be used (as below figure). It should be confirmed beforehand whether the characteristics of LEDs will or will not be damaged by repairing.

