

DATA SHEET

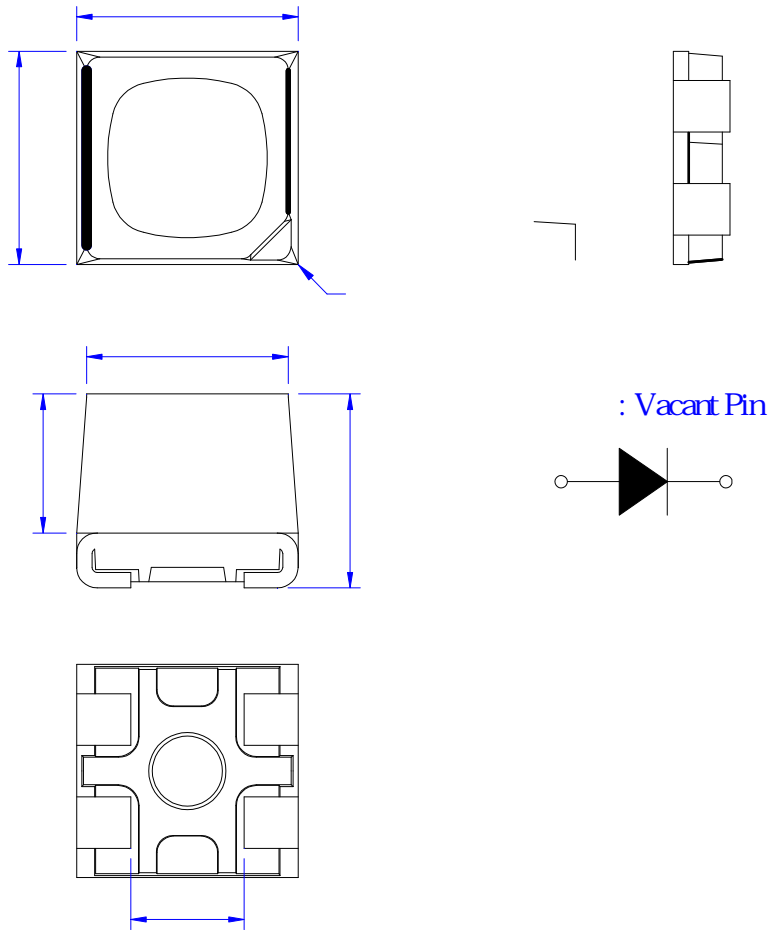
SPEC. NO. : SZ22101401
DATE : 2022/10/14
REV. : A/0

Approved By:

Checked By:

Prepared By:

Pb free product—RoHS compliant
 Low power consumption, High efficiency
 Reliable and rugged
 Long life – solid state reliability
 Viewing Angle: 110°





Part NO.	Lens Color	Source Color
SL-T1921SRC020-L190-AL	Water Clear	Red

1. All dimensions are in millimeters.
2. Tolerance is $\pm 0.10\text{mm}$ unless otherwise noted.
3. Specifications are subject to change without notice.

Parameter	Symbol	Min.	Typ.	Max.	Unit	Test Condition	
Luminous Intensity	I _v	S12	145	---	185	mcd	I _F =20mA (Note 1)
		S13	185	---	240		
		S14	240	---	310		
Viewing Angle	2 _{1/2}	---	110	---	Deg.	(Note 2)	
Peak Emission Wavelength	p	---	635	---	nm	I _F =20mA	
Dominant Wavelength	d	R1	619	---	624	nm	I _F =20mA (Note 3)
		R2	624	---	629		
Spectral Line Half-Width		---	15	---	nm	I _F =20mA	
Forward Voltage	V _F	V2	1.9	---	2.1	V	I _F =20mA
		V3	2.1	---	2.3		
Reverse Current	I _R	---	---	10	μA	V _R =5V	

1. Luminous intensity is measured with a light sensor and filter combination that approximates the CIE eye-response curve. Tolerance of Luminous Intensity: ±15%.
2. $_{1/2}$ is the off-axis angle at which the luminous intensity is half the axial luminous intensity.
3. The dominant wavelength, d is derived from the CIE chromaticity diagram and represents the single wavelength which defines the color of the device. Tolerance of Dominant Wavelength: ±1.0nm.
4. Tolerance of Forward Voltage: ±0.1V.

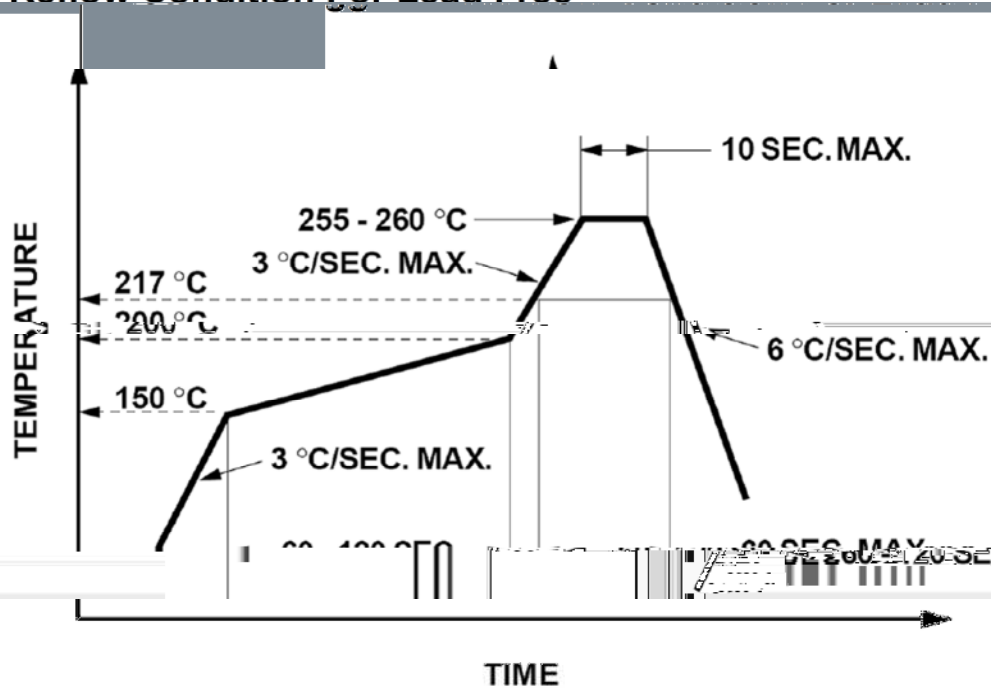




--	--	--	--	--	--	--	--	--	--



Suggest IR Reflow Condition For Lead Free



1. Reflow soldering should not be done more than two times.
2. When soldering, do not put stress on the LEDs during heating.

Soldering iron

1. When hand soldering, the temperature of the iron must less than 300°C for 3 seconds.
2. The hand solder should be done only once.

Repairing

Repair should not be done after the LEDs have been soldered. When repairing is unavoidable, a double-head soldering iron should be used (as below figure). It should be confirmed beforehand whether the characteristics of LEDs will or will not be damaged by repairing.

