


LIGHT



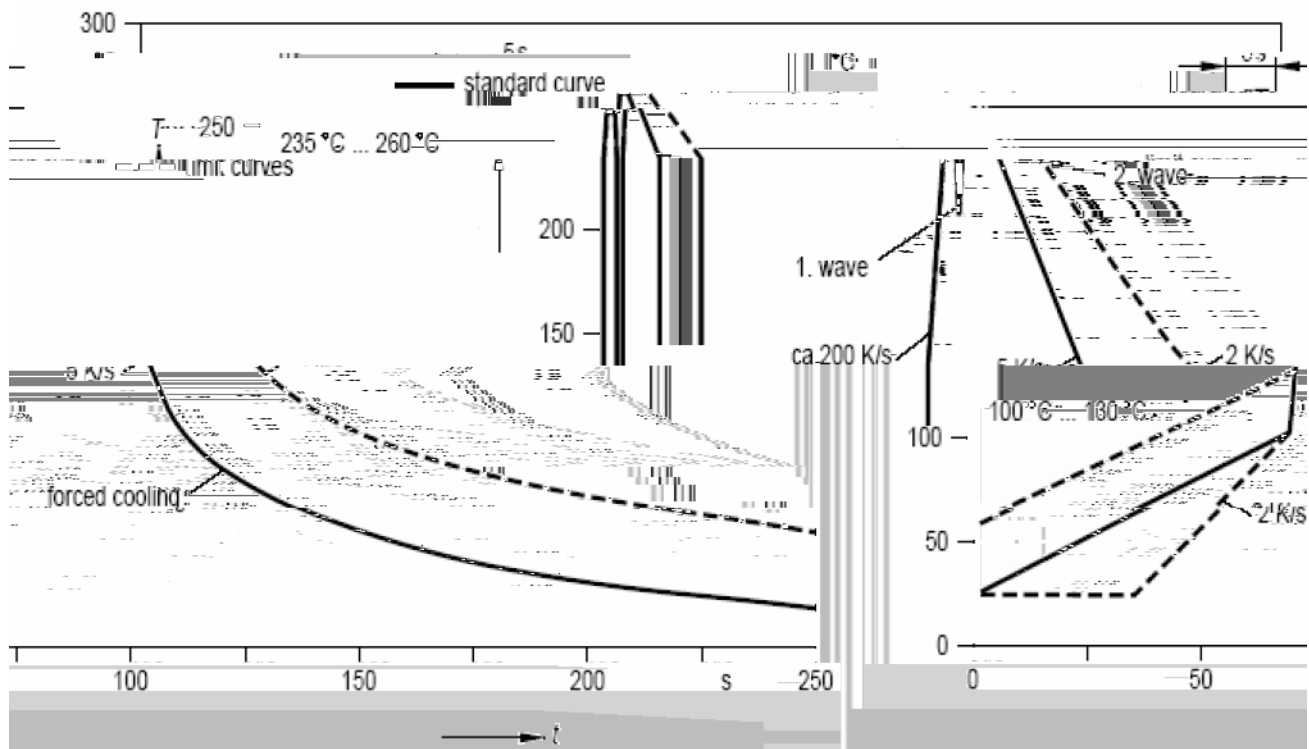
Electrical Optical Characteristics at Ta=25

Parameter	Symbol	Min.	Typ.	Max.	Unit	Test Condition
Radiant Intensity	I_e	2.2	3.0	---	mW/sr	$I_F=20\text{mA}$ (Note 1,3)
	$1/2$	---	130	---	deg	(Note 2)
						$I_F=20\text{mA}$
Spectral Line Half- Width		---	50	---	nm	$I_F=20\text{mA}$
Forward Voltage	V_F	---	1.25	1.60	V	$I_F=50\text{mA}$
Reverse Current	I_R	---	---	100	μA	$V_R=5\text{V}$


Note:

1. Point sources of the amount of radiation per unit time in a given direction within the unit solid Angle radiated energy.
2. $1/2$ is the off-axis angle at which the Radiant Intensity is half the axial Radiant Intensity.
3. The I_e guarantee should be added $\pm 15\%$ tolerance.

Recommended Wave Soldering Profile



LIGHT



LEAD FORMING PROCEDURES

1. Maintain a minimum of 2mm clearance between the base of the LED lens and the first lead bend (Fig.5 and Fig.6).

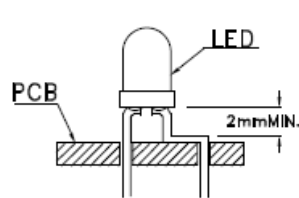


Fig. 5

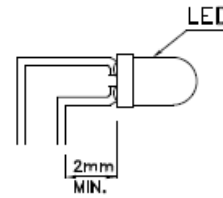


Fig. 6

2. Lead forming or bending must be performed before soldering, never during or after soldering.

3. Do not stress the LED lens during lead-forming in order to fractures in the lens epoxy and damage the internal structures.

4. During lead forming, use tools or jigs to hold the leads securely so that the bending force will not be transmitted to the LED lens and its internal structures. Do not perform lead forming once the component has been mounted onto the PCB (Fig.7).

5. Do not bend the leads more than twice(Fig.8)

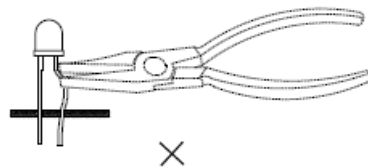


Fig. 7

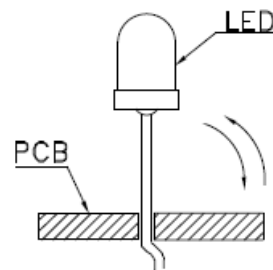




Fig. 8

6. After soldering or other high-temperature assembly, allow the LED to cool down to 50 before applying force (Fig.9).In general, avoid placing excess force on the LED to avoid damage. For any questions please consult with LIGHT representative for proper handling procedures.





Infrared Emitting Diode Specification

●Commodity: Infrared emitting diode

●Intensity Bin Limits (At 20mA)

BIN CODE	Min. (mW/sr)	Max. (mW/sr)
18	2.2	2.6
19	2.6	3.1
20	3.1	3.7
21	3.7	4.4

NOTE: The I_e guarantee should be added $\pm 15\%$ tolerance.